



Jade Beach

17001 Collins Ave
SUNNY ISLES BEACH, FL 33160

Every month we compile this comprehensive market report focus on Jade Beach in this convenient and easy to read format. Our datas comes from more than six different sources including MLS Associations, County Offices and Financial Institutions. Get this report for free every month on our website jadebeachcondosforsale.com.

Property Stats

POSTAL CODE 33160

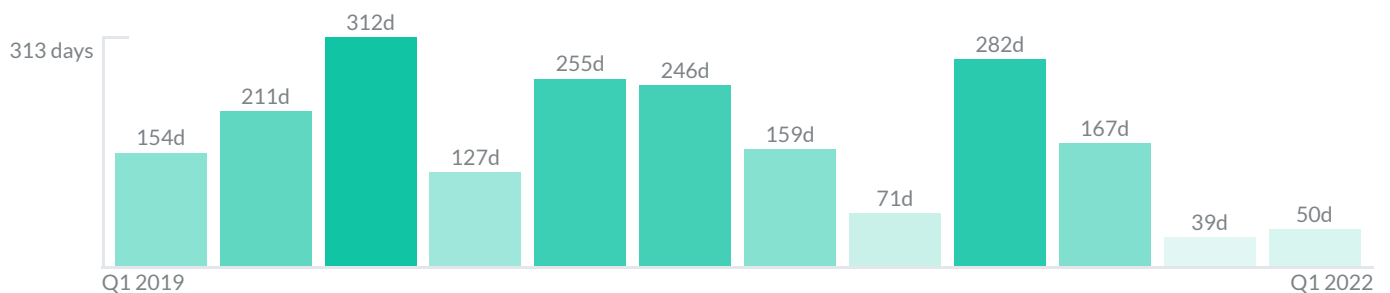
The property stats graph represents the median price evolution since ten years in your postal code area.



Similar Properties

DAYS ON THE MARKET

Everyday 3 months we monitor how many days it takes for similar properties to be sold. This is also a good indicator to know when to buy or sale!

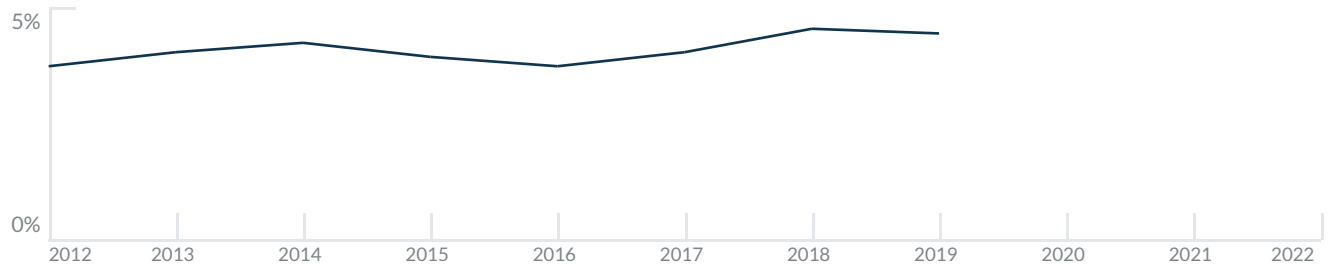


Mortgage Rates

PER YEAR

Understanding mortgage economics is important when you want to buy with a loan. Below is the historical yearly average mortgage rates in the Unites States retrieved from Freddie Mac©

30 YEARS FIXED 4.4%



15 YEARS FIXED 3.9%



5/1-YEAR ADJUSTABLE 3.9%



Schools

CLOSEST

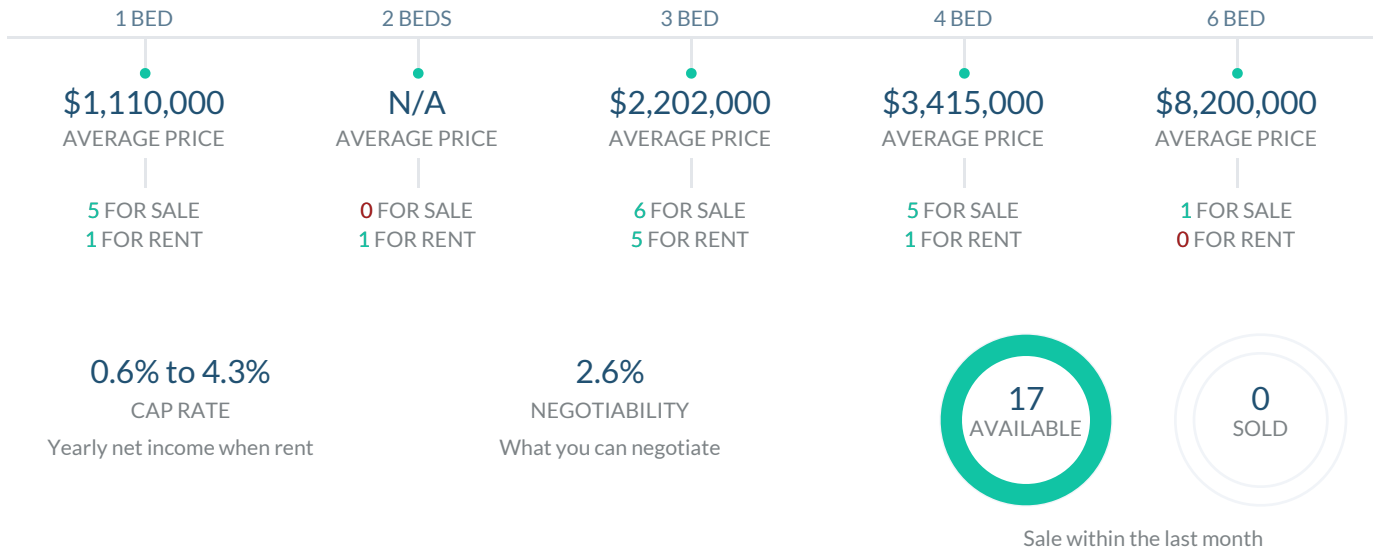
Having good schools nearby is important if you have kids or plan to rent or sell your home. Ratings are retrieved from the leading independent and nonprofit GreatSchools©

ELEMENTARY SCHOOL	MIDDLE SCHOOL	HIGH SCHOOL
Aventura City Of Excellence Schod	John F. Kennedy Middle School	North Miami Beach Senior High School
10/10	6/10	4/10

Insights

IN JADE BEACH

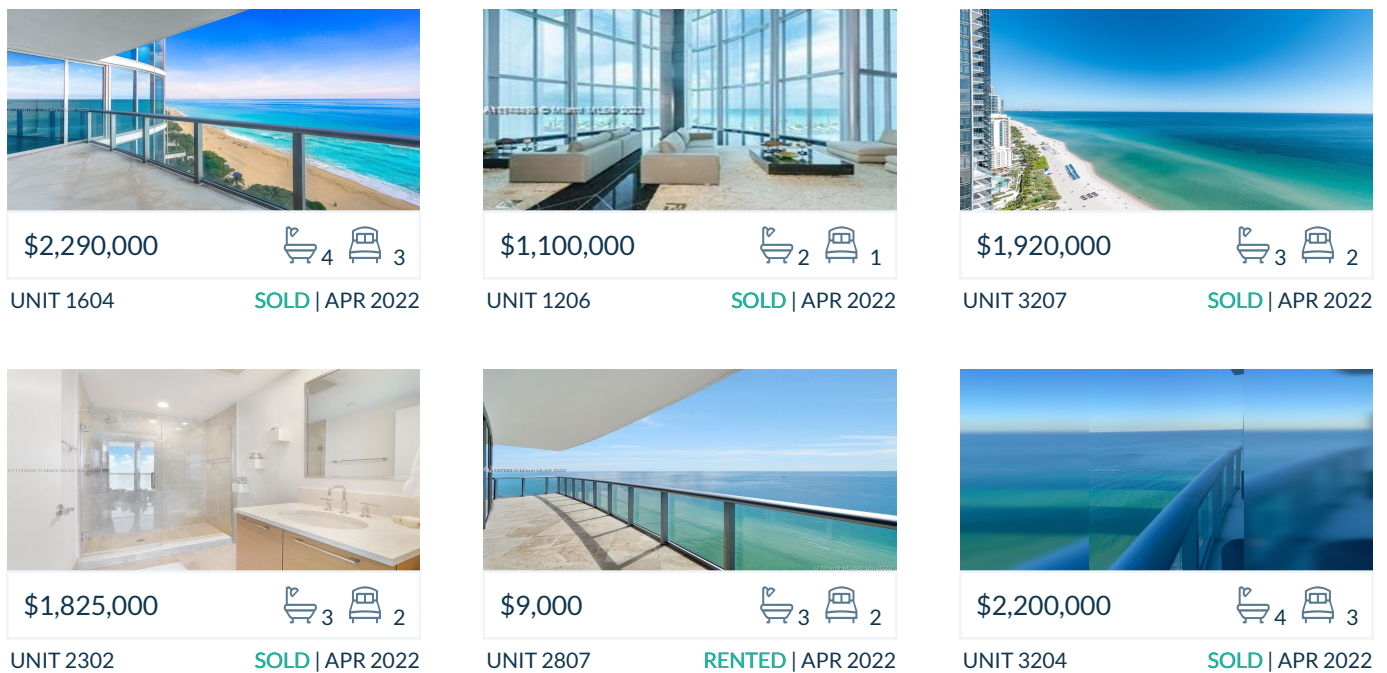
Below the average listing prices of available unit per property type.



Activity

SOLD OR RENTED

Below the latest transactions reported by the local MLS Association for Jade Beach



Sold

LAST 20 PROPERTIES SOLD IN JADE BEACH

Unit	Price	Beds/Baths	\$/Sqft	Sqft	Buying Date	Days on Market
1604	\$2,290,000	3/4	\$1,188.4	1,927	Mar 2022	57
1206	\$1,100,000	1/2	\$1,276.1	862	Mar 2022	57
3207	\$1,920,000	2/3	\$1,298.2	1,479	Mar 2022	67
2302	\$1,825,000	2/3	\$1,233.9	1,479	Mar 2022	35
3204	\$2,200,000	3/4	\$1,141.7	1,927	Mar 2022	70
1103	\$900,000	1/2	\$1,044.1	862	Feb 2022	16
1403	\$850,000	1/2	\$986.1	862	Dec 2021	3
907	\$1,100,000	1/2	\$991.0	1,110	Nov 2021	40
4107	\$1,675,000	2/3	\$1,132.5	1,479	Nov 2021	53
2401	\$2,390,000	4/5	\$998.3	2,394	Oct 2021	58
1003	\$799,000	1/2	\$926.9	862	Sep 2021	N/A
3107	\$1,599,000	3/3	\$1,081.1	1,479	Aug 2021	97
4608	\$3,300,000	4/6	\$1,149.4	2,871	Aug 2021	8
2003	\$749,900	1/2	\$870.0	862	Aug 2021	525
3607	\$1,550,000	2/3	\$1,048.0	1,479	Jul 2021	36
3108	\$2,280,000	4/5	\$952.4	2,394	Jun 2021	919
2802	\$1,540,000	3/3	\$1,041.2	1,479	Jun 2021	449
2902	\$1,590,000	2/3	N/A	N/A	Jun 2021	92
2208	\$2,150,000	4/5	\$898.1	2,394	Jun 2021	126
2305	\$1,650,000	3/4	\$856.3	1,927	Jun 2021	36

Rented

LAST 20 PROPERTIES RENTED IN JADE BEACH

Unit	Price	Beds/Baths	\$/Sqft	Sqft	Rented Date	Days on Market
2807	\$9,000	2/3	\$6.1	1,479	Mar 2022	61
4205	\$11,000	3/4	\$5.7	1,927	Feb 2022	N/A
3507	\$11,000	2/3	\$7.4	1,479	Jan 2022	75
906	\$4,500	1/2	\$5.2	862	Dec 2021	20
2601	\$18,000	4/5	\$7.5	2,394	Dec 2021	62
3904	\$12,000	3/4	\$6.2	1,927	Dec 2021	10
1403	\$4,000	1/2	\$4.6	862	Nov 2021	22
3208	\$16,000	4/5	\$6.7	2,394	Nov 2021	43
2002	\$5,800	1/2	\$5.2	1,110	Sep 2021	77
1902	\$5,000	1/2	\$4.5	1,110	Aug 2021	32
908	\$8,500	3/4	\$4.6	1,863	Aug 2021	117
4505	\$17,000	4/7	\$4.1	4,141	Aug 2021	4
3407	\$8,500	3/3	\$5.7	1,479	Jul 2021	14
2307	\$7,900	2/3	\$5.3	1,479	Jun 2021	39
1202	\$4,500	1/2	\$4.1	1,110	Jun 2021	22
1102	\$4,000	1/2	\$3.6	1,110	May 2021	2
3101	\$10,000	4/5	\$4.2	2,394	May 2021	52
2007	\$4,900	1/2	\$4.4	1,110	Apr 2021	12
1407	\$4,500	1/2	\$4.1	1,110	Mar 2021	74
1403	\$4,000	1/2	\$4.6	862	Feb 2021	94

Currently Listed

ACTIVE LISTINGS 1/2

Unit	Price	Beds/Baths	\$/Sqft	Sqft	Listing Date	Owner
1004	\$2,100,000	3/4	\$1,089.8	1927	Feb 2022	N/A
1104	\$2,200,000	3/4	\$1,141.7	1927	Dec 2021	ROBERTO PO...
1402	\$1,150,000	1/2	\$1,036.0	1110	Feb 2022	CEDOMIR ZIV...
1403	\$4,850/mth	1/2	\$5.6	862	Apr 2022	RENE S GONZ...
1404	\$2,160,000	3/4	\$1,120.9	1927	Feb 2022	N/A
1506	\$1,190,000	1/2	\$1,380.5	862	Apr 2022	N/A
1507	\$1,492,000	1/2	\$1,344.1	1110	Feb 2022	N/A
1603	\$770,000	1/1	\$893.3	862	Sep 2021	THIERRY VIA...
1903	\$949,000	1/2	\$1,100.9	862	Feb 2022	N/A
2501	\$3,250,000	4/4	\$1,357.6	2394	Feb 2022	MIKHAIL GAB...
2805	\$13,500/mth	3/4	\$7.0	1927	Apr 2022	N/A
3504	\$12,500/mth	3/4	\$6.5	1927	Oct 2021	WIESLAW J K...
3605	\$10,500/mth	3/4	\$5.4	1927	Sep 2021	SYNTO JADE...
3608	\$3,300,000	4/5	\$1,378.4	2394	Apr 2022	N/A
3705	\$2,450,000	3/4	\$1,271.4	1927	Apr 2022	N/A
3708	\$15,000/mth	4/5	\$6.3	2394	Sep 2021	N/A
3801	\$2,795,000	4/5	\$1,167.5	2394	Feb 2022	N/A
3808	\$3,430,000	4/5	\$1,432.7	2394	Apr 2022	CARLOS M VI...
3902	\$13,000/mth	2/3	\$8.8	1479	Apr 2022	N/A
3904	\$12,500/mth	3/4	\$6.5	1927	Apr 2022	N/A

Currently Listed

ACTIVE LISTINGS 2/2

Unit	Price	Beds/Baths	\$/Sqft	Sqft	Listing Date	Owner
4004	\$2,200,000	3/4	\$1,141.7	1927	Dec 2021	NADIM HADD...
4005	\$2,100,000	3/4	\$1,089.8	1927	Feb 2022	BLUE LEADER...
4205	\$13,500/mth	3/4	\$7.0	1927	Nov 2021	BOBBIE MESH...
4505	\$4,299,000	4/7	\$1,038.2	4141	Feb 2022	VAL ZEVEL
4905	\$8,200,000	6/8	\$998.8	8210	Sep 2021	N/A